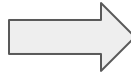


Door Visualization

Did you know that “visualization” is when you use your imagination to see a person, place, or thing? Listen to the teacher and write your answers to the questions in the boxes below. Start at the star and follow the arrows to help you find the next box.



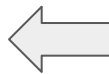
Describe the sensory details you experience in this place.



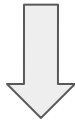
**How do you get to the door?
Are there any objects around it?**



**How do you open the door?
Can anyone walk through it?**



Describe the details of the door. What is it made of, are there any important symbols on it? Do you hear anything coming from the other side?



Describe the sensory details of the place on the other side of the door. How does this place make you feel?

Draw Your Door

Now that you've visualized your door, draw it below. Draw your door in the middle and then surround it with elements of the setting that you visualized, like trees, flowers, buildings, etc. Please keep your door drawing inside of the dotted line border.

