

# What Makes You Special?

Next to each question, write your answers on the lines provided. Include as much detail as you can. This is a time to write as many ideas as you can.

| Question  | Answers           |
|---|-------------------|
| What are your favorite foods and colors?                        | <hr/> <hr/> <hr/> |
| What is your favorite book or movie? What do you like about it? | <hr/> <hr/> <hr/> |
| What is something that you like to do? (hobbies)                | <hr/> <hr/> <hr/> |
| What is something or someone that makes you happy?              | <hr/> <hr/> <hr/> |
| Who is someone that you look up to?                             | <hr/> <hr/> <hr/> |

# But wait..... there's more!

Include interesting facts, things you have accomplished, special skills, games you play, nicknames or anything else!

|                   |
|-------------------|
| 1. _____<br>_____ |
| 2. _____<br>_____ |
| 3. _____<br>_____ |
| 4. _____<br>_____ |
| 5. _____<br>_____ |

# Adding Detail (continued on next page)

Write the six things about yourself you want to have in your All About Me zine in the column on the left. Then, elaborate on that fact by adding more details so the reader can really get to know you. If you need more space, you can use an extra piece of paper.

| <b>Fact</b>  | <b>Adding Detail</b>  |
|--|---|
| Example: I love to eat all types of foods but pizza is my favorite.<br><br>1. _____<br><br>_____<br><br>_____<br><br>_____ | Example: I love piping hot pizza with gooey cheese and a crisp crust from Gennaro's.<br><br>1. _____<br><br>_____<br><br>_____<br><br>_____ |
| 2. _____<br><br>_____<br><br>_____<br><br>_____  | 2. _____<br><br>_____<br><br>_____<br><br>_____   |
| 3. _____<br><br>_____<br><br>_____<br><br>_____  | 3. _____<br><br>_____<br><br>_____<br><br>_____   |


# Adding Detail

Write the six things about yourself you want to have in your All About Me zine in the column on the left. Then, elaborate on that fact by adding more details so the reader can really get to know you. If you need more space, you can use an extra piece of paper.


| <b>Fact</b>  | <b>Adding Detail</b>  |
|--|---|
| Example: I love to eat all types of foods but pizza is my favorite.<br><br>4. _____<br><br>_____<br><br>_____<br><br>_____ | Example: I love piping hot pizza with gooey cheese and a crisp crust from Gennaro's.<br><br>4. _____<br><br>_____<br><br>_____<br><br>_____ |
| 5. _____<br><br>_____<br><br>_____<br><br>_____  | 5. _____<br><br>_____<br><br>_____<br><br>_____   |
| 6. _____<br><br>_____<br><br>_____<br><br>_____  | 6. _____<br><br>_____<br><br>_____<br><br>_____   |

# Design Elements (continued on next page)

Choose the words and design elements you will use on each page of the zine.




1



2




3




4

# Design Elements

Choose the words and design elements you will use on each page of the zine.




5



6



Front Cover

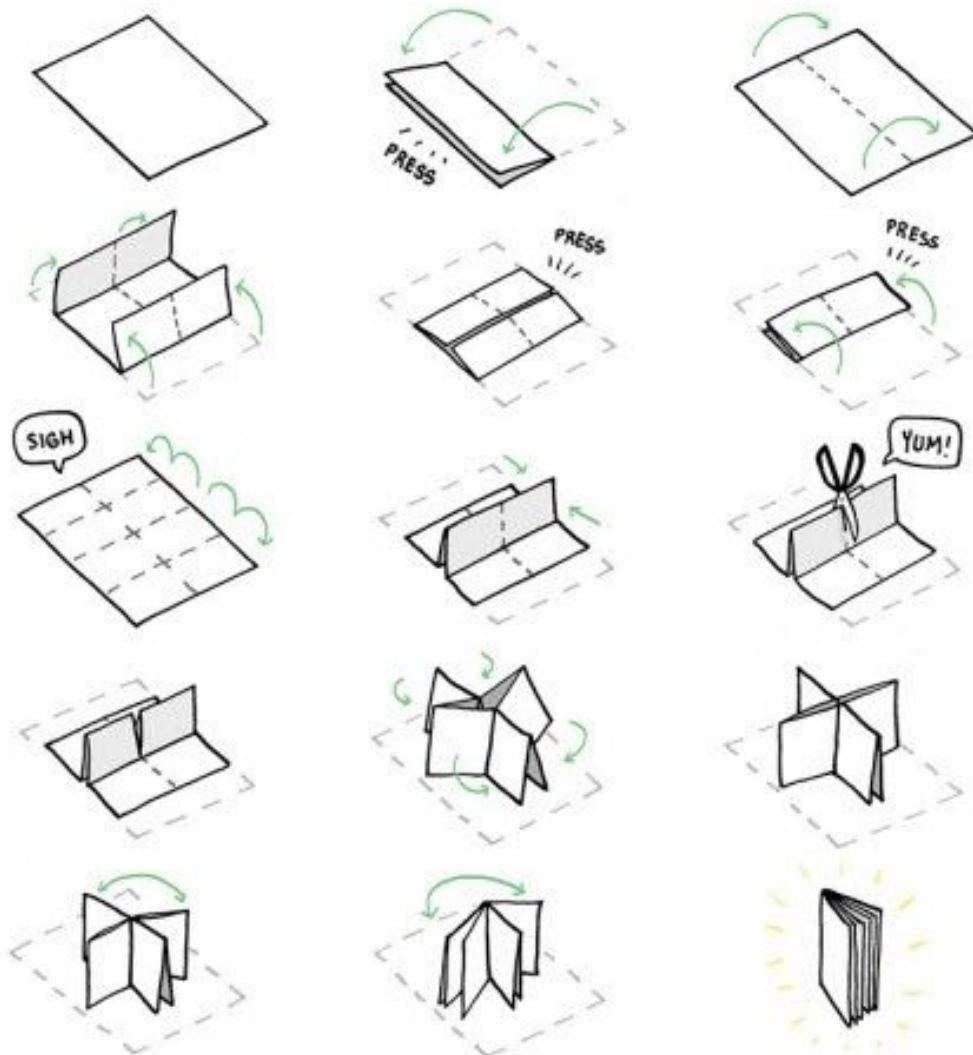


Back Cover

# Steps to Make a Zine

Use the directions below to fold a blank piece of paper into an 8-page zine for your All About Me zine.

## HOW TO FOLD A SHEET-O-PAPER INTO A 8-PAGE ZINE



# Revision Checklist

Use the checklist below to revise your ideas, organization & sentence fluency, voice & word choice. Put a check in each box once you have reread your piece for that criteria.

| Question                        | Answers  |
|---------------------------------|--|
| Ideas                           | <input type="checkbox"/> I have created a zine and included at least <b>six</b> things about myself.   |
| Organization & Sentence Fluency | <input type="checkbox"/> My zine has clear sections and each one has a specific topic.<br><input type="checkbox"/> I have described each fact about me in detail.<br><input type="checkbox"/> My words and sentences are in the right order.<br><input type="checkbox"/> My sections have designs.                                     |
| Voice & Word Choice             | <input type="checkbox"/> I have substituted at least 5 boring words or phrases with exciting ones.<br><input type="checkbox"/> I have used descriptive details to show, not tell, and build a picture in my reader's mind.<br><input type="checkbox"/> I have used precise words, specific details, and avoided repetition in my zine. |
|                                 | <input type="checkbox"/>   |
|                                 | <input type="checkbox"/>   |



# Revision Checklist - From My Partner

Use the checklist below to revise your partner’s zine. Put a check in each box once you have reread your partner’s zine for that criteria. If you have suggestions, you can add them in the blank boxes.

| Question                        | Answers (Partner’s Name: _____)   |
|---------------------------------|---|
| Ideas                           | <input type="checkbox"/> You created a zine and included at least <b>six</b> things about yourself.   |
| Organization & Sentence Fluency | <input type="checkbox"/> Your zine has clear sections and each one has a specific topic.<br><input type="checkbox"/> You have described each fact about yourself in detail.<br><input type="checkbox"/> Your words and sentences are in the right order.<br><input type="checkbox"/> Your sections have designs.                      |
| Voice & Word Choice             | <input type="checkbox"/> You have substituted at least 5 boring words or phrases with exciting ones.<br><input type="checkbox"/> You have used descriptive details to show, not tell, and build a picture in my mind.<br><input type="checkbox"/> You have used precise words, specific details, and avoided repetition in your zine. |
| Suggestions                     | <input type="checkbox"/>  |
| Suggestions                     | <input type="checkbox"/>  |

# Editing Checklist

Use the checklist below to edit your work for capitalization, usage, punctuation and spelling. Put a check in each box once you have reread your piece for that criteria.

| Category       | Did I do this?   |
|----------------|--|
| Capitalization | <input type="checkbox"/> I have used capitalization correctly, or used it for effect in my zine. |
| Usage          | <input type="checkbox"/> All of my lines are complete, and my writing makes sense.               |
| Punctuation    | <input type="checkbox"/> I have used punctuation appropriately, as needed.                       |
| Spelling       | <input type="checkbox"/> I have checked my spelling using the resources available to me.         |

# What Makes You Special?

Next to each question, write your answers on the lines provided. Include as much detail as you can. This is a time to write as many ideas as you can.

| <b>Question</b> | <b>Answers</b>    |
|-----------------|-------------------|
|                 | <hr/> <hr/> <hr/> |
|                 | <hr/> <hr/> <hr/> |
|                 | <hr/> <hr/> <hr/> |
|                 | <hr/> <hr/> <hr/> |
|                 | <hr/> <hr/> <hr/> |