




Start Your Adventure Here

Directions: Your mission this summer is to write, play, and create! Choose a square from the board. As you complete each writing prompt, color in the square on the board. You can get tic-tac-toe completing a full line (vertical, horizontal or diagonal). There are several styles of writing papers included on pages 4-8, to help get you started!



Directions: Your mission this summer is to write, play, and create! Choose a square from the board. As you complete each writing prompt, color in the square on the board. You can get tic-tac-toe completing a full line (vertical, horizontal or diagonal).

Write a poem about nature you see on a walk or out the window.	Create a comic about the life of someone you love.	Draw a self-portrait and write 3 facts about yourself.
Create a creepy character and write a spooky story .	Create a comic about the life of someone you love or admire.	Write an If Poem that captures what you would do as a sea creature.
Go on a scavenger hunt in nature and create a scrapbook page to showcase one thing you found.	Write a poem that describes how different feelings sound .	Write a thank you card for a grown up or a friend.






SUMMER WRITING

Tic-Tac-Toe




Directions: Your mission this summer is to write, play, and create! Choose a square from the board. As you complete each writing prompt, color in the square on the board. You can get tic-tac-toe completing a full line (vertical, horizontal or diagonal).



<p>Create an imaginary friend to take on your next adventure.</p>	<p>Write a new ending for a story you've just read, heard or seen.</p>	<p>Write a poem describing the silliest creature you can imagine.</p>
<p>Write an ode to a favorite summer activity.</p>	<p>Start a word collection and write a story using some of your favorite words.</p>	<p>Draw a picture of yourself in the future and write about what you are doing.</p>
<p>Make a card for someone special in your life.</p>	<p>Write an acrostic poem using your name.</p>	<p>Write a letter to a new student starting the grade you just finished. Share some of your favorite moments from the year or give a piece of advice.</p>



Directions: Do you want to create your own Summer Writing Tic-Tac-Toe Board? Fill in this blank sheet with your original writing prompt ideas. As you complete each writing prompt, color in the square on the board. You can get tic-tac-toe completing a full line (vertical, horizontal or diagonal).



SUMMER WRITING



A large, empty rectangular box with a thin black border, intended for writing.

SUMMER WRITING



SUMMER WRITING



A large empty rectangular box for writing.

Four sets of horizontal lines for writing, each consisting of a solid top line, a dashed middle line, and a solid bottom line.

SUMMER WRIT

This image shows a blank sheet of white paper with horizontal ruling lines. The lines are evenly spaced and run across the width of the page. There are no margins, text, or other markings on the paper.

SUMMER WRITING



Handwriting practice lines consisting of solid top and bottom lines with a dashed middle line. There are ten sets of these lines for writing practice.

YOUR BADGE OF HONOR



Cut out your badge when you get a tic-tac-toe.
Congratulations, you're an author!



My favorite thing I wrote this summer was:

because...
