

# Warm-Up Activity

You will be writing a parody news story—also known as writing a pretend or fictional news story. Follow these steps to brainstorm your topic and plan your parody news story. The final story should be 3-4 paragraphs long, including an introduction, body paragraphs, and conclusion.

## Vocabulary

**News:** A true report of recent and/or important events.

**Journalism:** The collecting, fact-checking, and editing of news to be presented in newspapers, magazines, over television, radio, or the internet.

**Fiction:** Something that is not true and relies on imagination to create.

**Parody:** An imitation mimicking the style of a particular writer, artist, or genre with deliberate exaggeration for comic effect.

**Warm Up:** Look at the list of the sections of the newspaper below. Put a ✓ next to the ones you recognize. Put a ☆ next to the ones that are new to you.

**Discuss with a partner or small group:** What is a news story you recently heard about? Which section would that story fall under?

## Sections of a Newspaper

- |  |   |
|--|---|
| <ul style="list-style-type: none"><li>○ National</li><li>○ International/World</li><li>○ Sports</li><li>○ Business</li></ul> | <ul style="list-style-type: none"><li>○ Science &amp; Technology</li><li>○ Climate &amp; Weather</li><li>○ Editorial</li><li>○ Arts &amp; Entertainment</li></ul> |
|--|---|

What's one section you can think of that is not on this list? Write it below.

# Mentor Text

With a partner or small group, read the example of the parody news story below. Then answer the discussion questions at the end. As you read, underline words that are new to you. Look up the definitions after you read.

## Scientists Make Eating Vegetables Fun! by Kendra Lappin, 826 Valencia

*Are you tired of eating stinky vegetables? Have you been caught more than once adding peas to your brother's plate? Oh, boy, then do I have good news for you! Stanford University's biology lab has announced Tuesday, August 9th that a new invention called The Candifier, a potion that makes any vegetable taste like the candy of your choice. That is only the beginning of this miracle elixir.*

*The Candifier is a sparkly, vibrant pink liquid in a tiny purple spray bottle. Head scientist, Maria Pham, shared that making it cute and kid-friendly was very important to them, but it really is a product for parents. Dr. Pham set out to create the magnificent potion after struggling to get her two daughters to eat their vegetables at dinner. "Cauliflower is never thrown off the table now," she told reporters late Tuesday evening. "My children ask for vegetables every night—and yours will too."*

*Some parents fear that making vegetables taste like candy will add unnecessary sweetness to their already too-sweet diets. "I want my kids to like the taste of actual vegetables," said one parent. Stanford's team anticipated that concern: "The entire line of The Candifier has degrees of sweetness, so that parents can introduce vegetables that taste like candy, then slowly add regular veggies back in. Plus, the elixir has no sugar, carbs, or calories. Just amazing flavor!" If that is correct, then this sounds like a magical solution! Now, thanks to The Candifier, families can enjoy vegetables without compromising on nutrition. What are you waiting for? Go give it a try!*

### Discussion Questions:

1. What is this parody news story about?
2. How does the author feel about this topic? What words and phrases show how they feel?
3. What section of the newspaper would this belong to? Why?

# Topic Examples

Choose a topic for your parody news story. You can choose between the five options below, or make up your own. If you do make up your own, have your teacher approve it and then identify which section of the newspaper it belongs to.

Put a ☆ next to the topic that you want to write about.

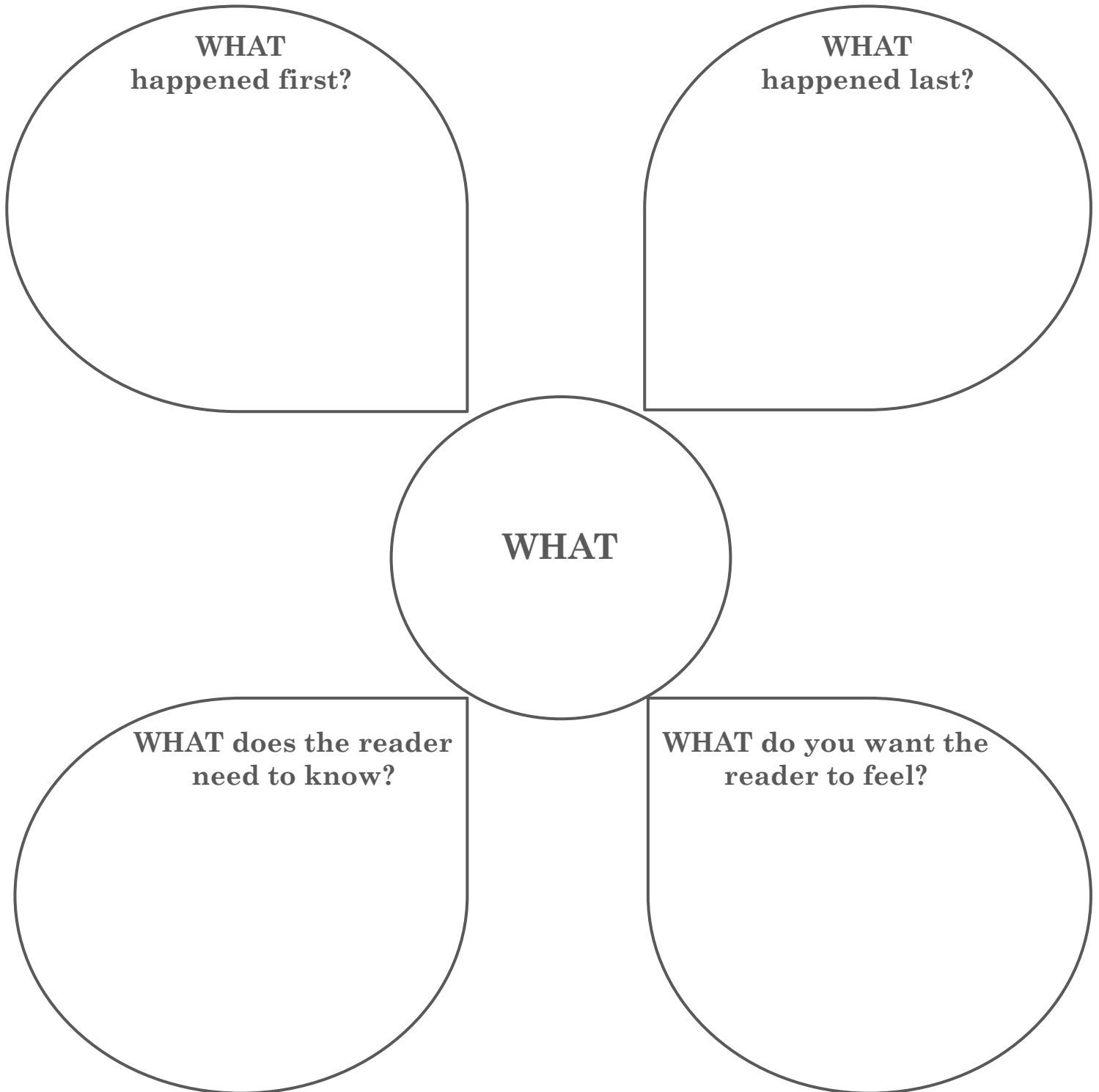
Topic	Newspaper Section
A new species of animal has been discovered	Science
Scientists have cured all illnesses	Health
U.S. Dept. of Education makes dance classes new requirement for all students.	National
Taylor Swift and BTS collaborate on new album	Arts & Entertainment
Local goose wins mayoral election by a landslide	Politics

Or, brainstorm your own topic. Make sure to include the newspaper section!

Topic	Newspaper Section

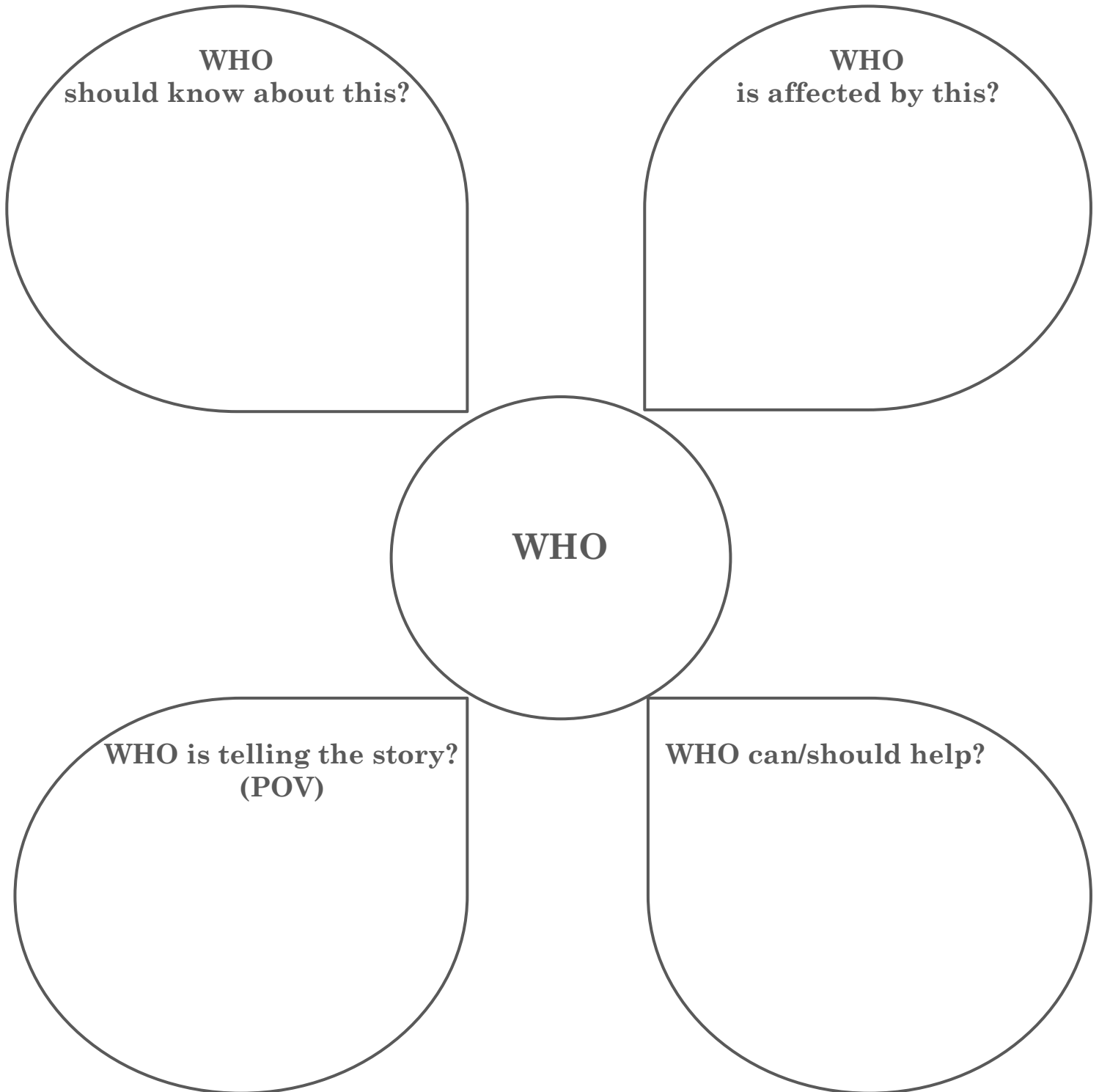
## Brainstorm the 5 Ws: What

**Gather the facts.** Fill out the bubble maps below to identify the who, what, when, where, and why of your story. Remember, this is a brainstorm, so no need for complete sentences.



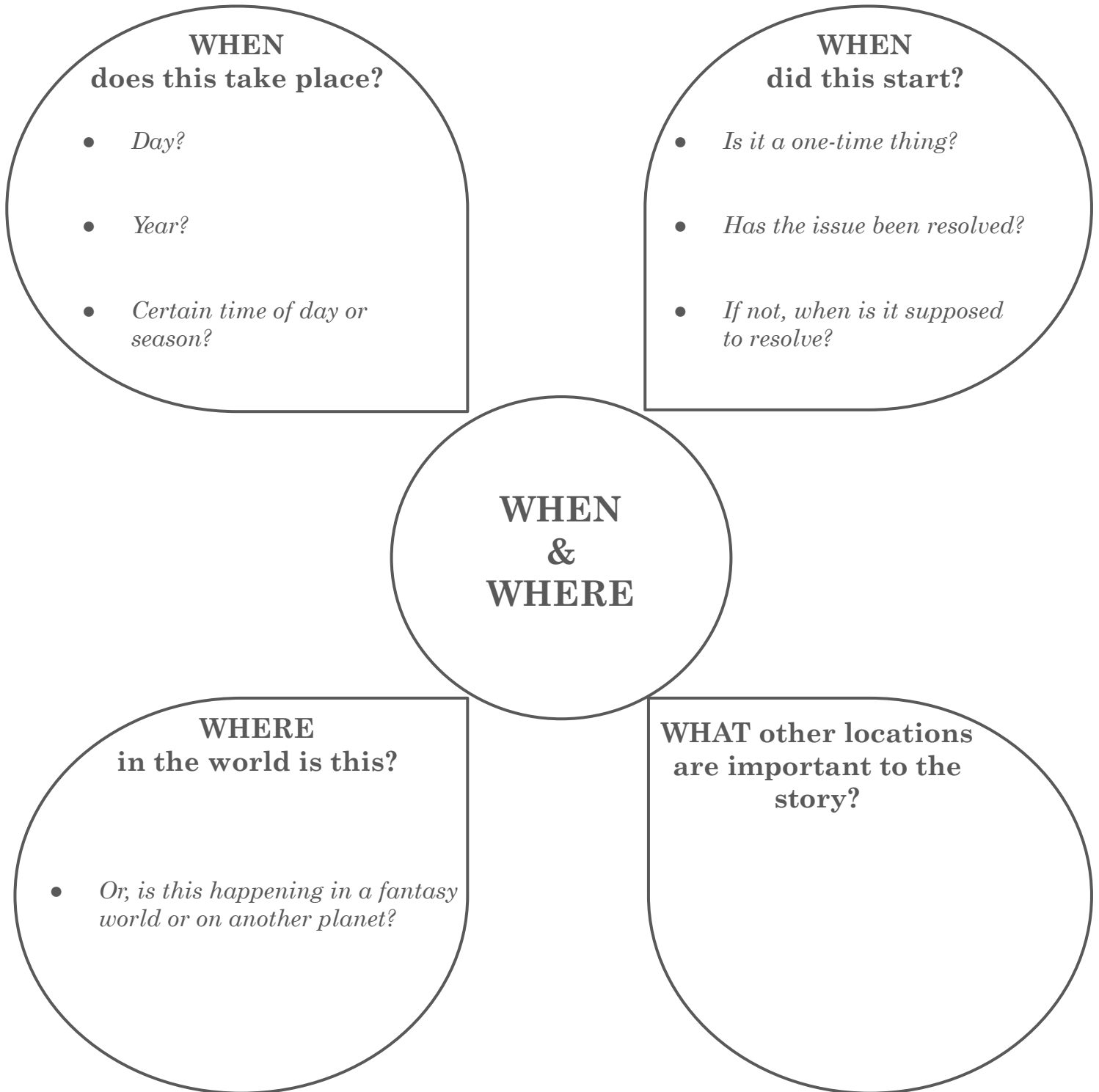
# Brainstorm the 5 Ws: Who

**Gather the facts.** Fill out the bubble maps below to identify the who, what, when, where, and why of your story. Remember, this is a brainstorm, so no need for complete sentences.



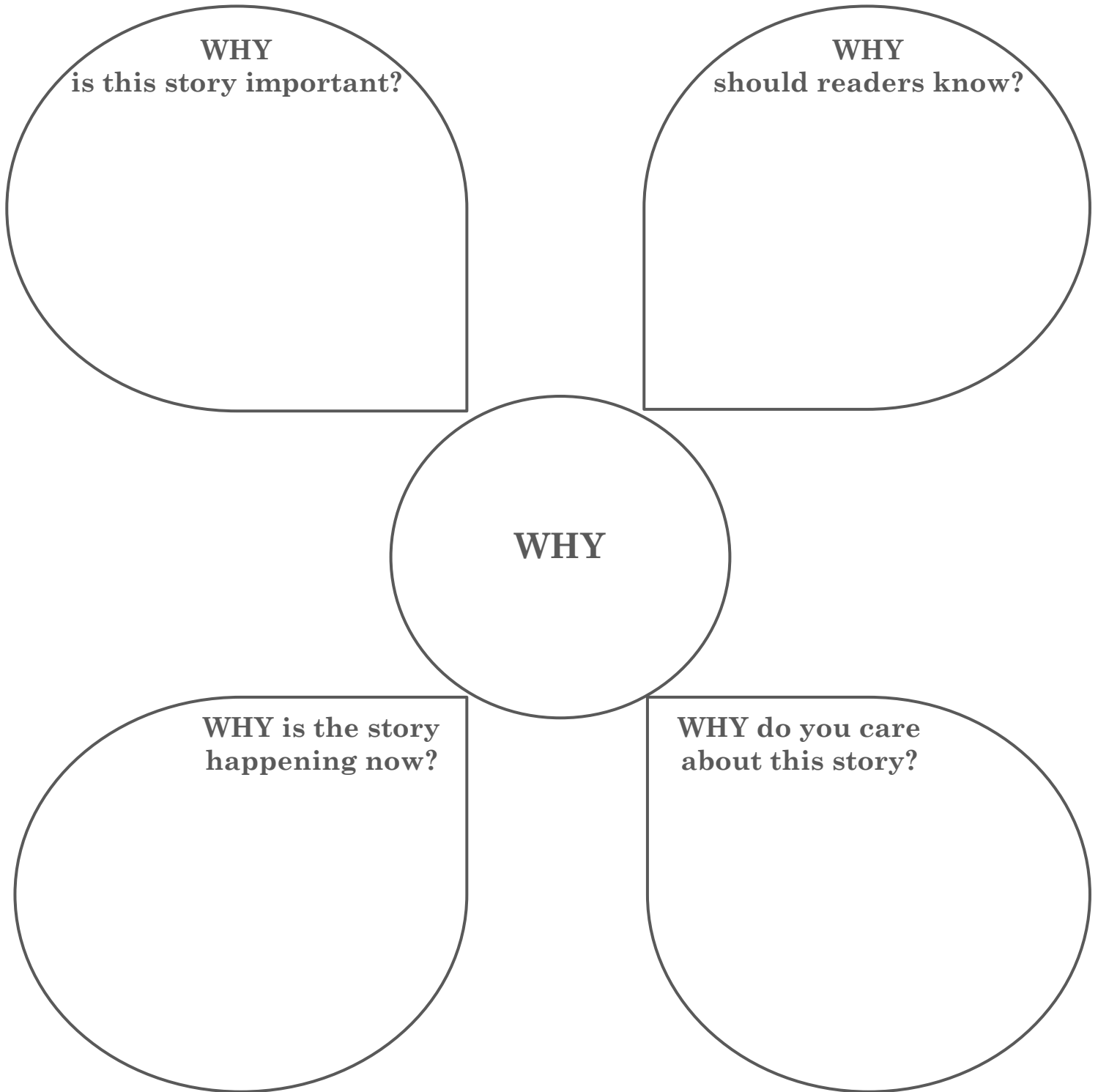
# Brainstorm the 5 Ws: When

**Gather the facts.** Fill out the bubble maps below to identify the who, what, when, where, and why of your story. Remember, this is a brainstorm, so no need for complete sentences.



# Brainstorm the 5 Ws: Why

**Gather the facts.** Fill out the bubble maps below to identify the who, what, when, where, and why of your story. Remember, this is a brainstorm, so no need for complete sentences.



# Write Your Hook

**Pull your readers in with an exciting hook.** A hook is the first sentence of your parody news story. It should stand out and make your reader want to read more, while also being relevant to the topic.

<b>Types of Hooks</b>	
Ask a question	Have you ever wanted to be in two places at once? Now you can thanks to this new invention!
Share an interesting (pretend) fact	On average, American kids spend six hours a day working on homework.
Put the most important news first	The Big Bad Wolf was arrested last Friday for destruction of property and making threats.
Set the scene	It was a sunny, school day morning when Georgia Clemons first saw the strange creature at the bus stop.

Which hook will you use for your story? Put a ☆ next to one you want to try.

**Write your hook below!**

---

---

---

---

---







# Find Your Tone

**Find your journalistic voice!** Remember, journalists make their writing stand out by creating a tone for their piece. Review the definition and examples below. Then practice identifying tone with a partner or small group.

**Tone:** The feeling of the writing. Tone is established by using intentional word choice, pacing, and sentence structure to make the reader feel a certain way.

Serious	Millions of kids and parents across the world rejoice as scientists reveal that vegetables can taste like candy now. This is an important first step in fighting childhood obesity in America.
Silly	BREAKING NEWS! Kids and parents jump for joy as scientists reveal that vegetables can taste like candy now. You read that right...no more yucky, stinky broccoli!!!!

## Your turn! What is the tone of this sentence?

*Earth's future is looking brighter now that we've eliminated the need for single-use plastics. The grass is looking greener already!*

---

How does your topic make you feel? Circle all that apply or write in your own:

Happy      Curious      Angry      Sad      Hopeful      Excited

Something else: \_\_\_\_\_

What is the tone of your piece? Circle or write your choice in below:

Serious      Silly

Something else: \_\_\_\_\_

# Revision Checklist

**Finish and revise your fake news article!** Ensure that you have followed all instructions. Time to make some edits! Transcribe (a.k.a. type up) your writing onto a Chromebook or iPad. Make any corrections you see as you type. Then, review the checklist below with your teacher or a peer.

<b>Checklist</b>	<b>Do I have it?</b>
I have a fictional and creative topic.	
My writing covers a who, what, when, where, and why.	
I have at least three paragraphs (introduction, body paragraph, and conclusion).	
My tone is clear and consistent.	
All of my sentences have the correct capitalization and punctuation.	
I have spelled everything correctly (including homophones and typos. Not just the squiggly underlined items!).	

**Student Signature:**

---

**Reviewer Signature:**

---

# Parody the News - Student Writing Sample

## NEW DRUG, MIRACA, CURES ALL ILLNESSES

by Lilah Franco-Cohen, Age 12, 826 Valencia

On average, over a thousand lives all over the world are lost each week from various illnesses. But not anymore. Doctors and scientists are collaborating to create a so-called miracle drug, claiming it can cure all illnesses. On February 2nd, 2030, botanists in France discovered a new species of plant with amazing medicinal properties, but that's not all.

Remedium is able to grow in all types of climate, making it very easy to produce all over the world. Doctors from Columbia University heard about Remedium and collaborated with medical chemists to create a drug to cure all illnesses—yes, all illnesses. Miraca comes in a small pill form, making it easy for everyone to take. Dr. Camilla Diaz, one of the lead doctors on the medical team, says, “The amount of lives this drug could change is exponential,” and she’s right, just think of the impact this drug will have on people. But, how does it work? Miraca works by mutating your white blood cells so they are five times stronger than usual! The drug is set to come out within the next year.

“What are the side effects?” press asked Diaz.

“We are in the final stage of testing right now, and so far, there have been none,” Diaz replied.

If that's accurate, then this really is a miracle! People all over can have a cure for chronic illnesses, possibly saving their lives. I know I'm excited about Miraca, are you?

# Mentor Text: Student Writing Example

## A Breakthrough in Orthodontistry

by Anika Parulkar, Age 12, 826 Valencia

Remember paying hundreds of dollars to get your child's teeth fixed? And remember the painful dentist visits? Well, now you can forget all that!

One fateful day on May 9th at 3:30, thirteen year old Kathy Rose and her mother, Bianca, come in for an appointment to get braces for the THIRD time! They were told that Kathy had to get double layered braces with an extremely high cost.

"Seeing my daughter cry and being speechless at the cost, I knew we had to turn it down," said Bianca. Dr. Ramera had heard the entire scene and inspiration struck. Dr. Ramera came up with the Tooth Creamer Coating, or TCC; a paste which when applied would stay on your teeth for twenty-four hours, and best of all, you get to choose the taste! Kathy and her mom were asked to be test subjects for the paste.

"I knew it was going to be a breakthrough the minute I thought of it," Dr. Ramera said during an interview. The paste was experimented with at a lab downtown, we spoke with Dr. Evelyn Chescar, head of the experiment alongside Dr. Ramera. Dr. Chescar said, "I can't wait to see what we make of this brilliant idea."

On February 17th, it was announced that the paste was a success. A family lodged a complaint against the paste. Father Drove Comar says, "This product doesn't ensure a permanent fix for the teeth, and therefore is not helpful." Opposing that statement, Dr. Ramera spoke on the news, saying "We at the lab have tested it out on various people with a 98 percent success rate. It was shown that it will stay for seventy years."

The paste has been tested for ages nine to sixty-five years old. This newfound idea is bound to make strides in the future and ensures great teeth ahead! This date will go down in history as a day for dental health worldwide!